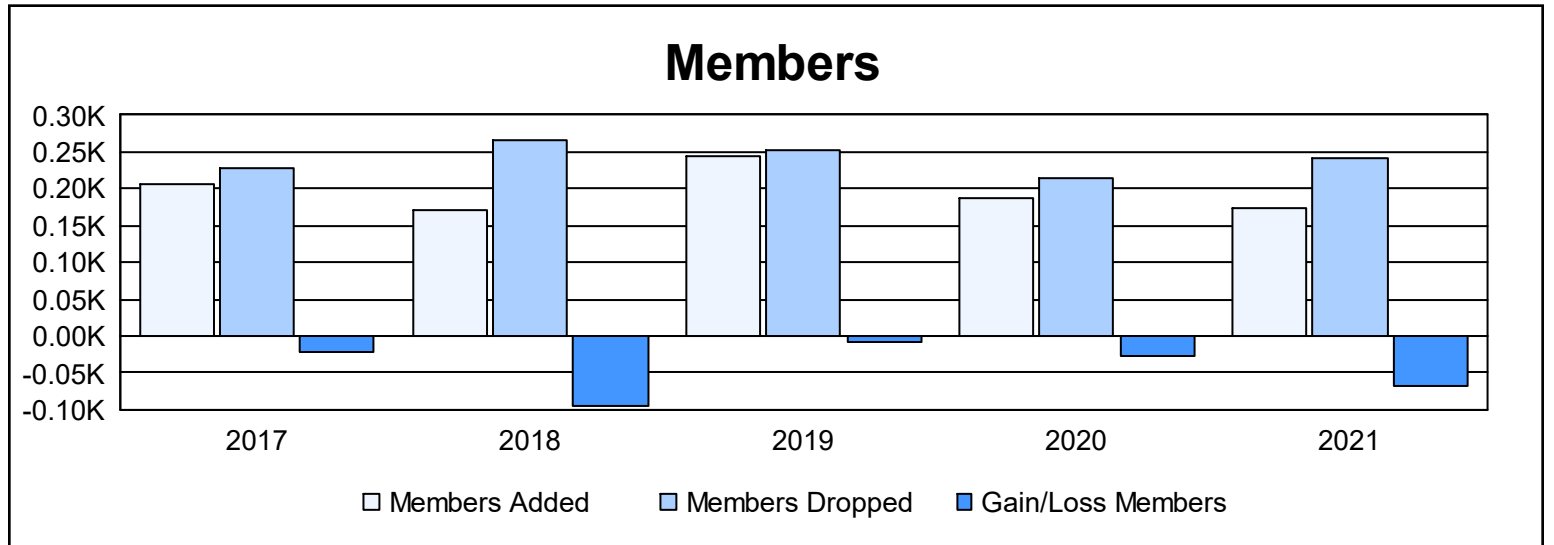
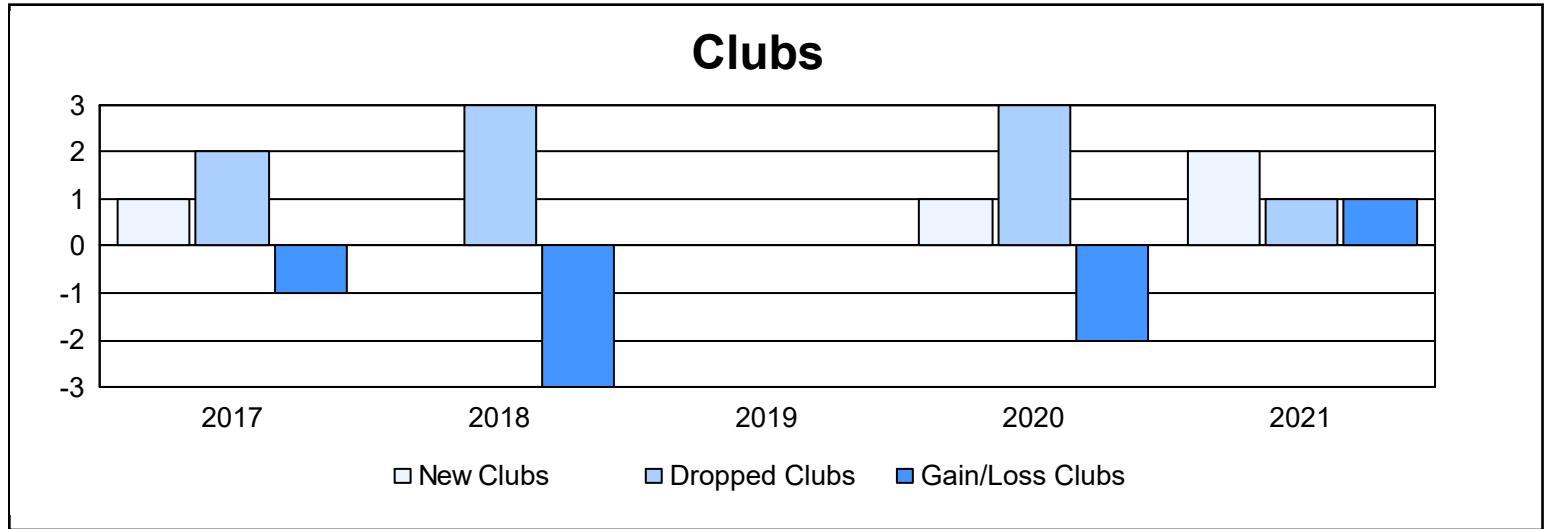
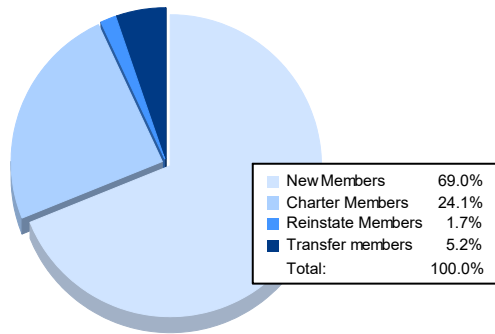


| Year | New Clubs | Dropped Clubs | Gain/ Loss Clubs | New Members | Charter Members | Reinstate Members | Transfer Members | Total Member Added | Total Members Dropped | Gain/ Loss Members |
|----------------|-----------|---------------|------------------|-------------|-----------------|-------------------|------------------|--------------------|-----------------------|--------------------|
| 2016-2017 | 1 | 2 | -1 | 158 | 24 | 7 | 17 | 206 | 229 | -23 |
| 2017-2018 | 0 | 3 | -3 | 157 | 0 | 10 | 4 | 171 | 266 | -95 |
| 2018-2019 | 0 | 0 | 0 | 216 | 1 | 11 | 16 | 244 | 253 | -9 |
| 2019-2020 | 1 | 3 | -2 | 147 | 23 | 8 | 10 | 188 | 215 | -27 |
| 2020-2021 | 2 | 1 | 1 | 120 | 42 | 3 | 9 | 174 | 241 | -67 |
| Average | 1 | 2 | -1 | 160 | 18 | 8 | 11 | 197 | 241 | -44 |



Membership Composition June 2021 Cumulative



Gender Composition June 2021 Cumulative

